



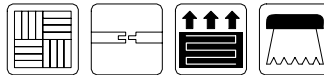
Superior SMP-940

Hybrid wood floor adhesive

Contains no water, no solvents, no isocyanates

Special Features:

- ◆ certified as “very low emission”
- ◆ works like a urethane
- ◆ cleans like a solvent



Product Benefits

General features:

- hybrid of urethane and polymer adhesive
- strong and moisture curing like a urethane
- easy clean-up on finished surfaces
- contains no water, no solvents and no VOC
- contains no isocyanates, no risk of sensitization
- nonflammable, ozone friendly
- high solids content

Installation features:

- no flash time required
- superior green grab
- non-slump formula
- bridges normal sub floor variations
- no dimensional changes in wood flooring
- eliminates hollow spots
- long open time, low odor

Long term features:

- freeze/thaw stable, remains elastic
- resistant against aging
- suitable for radiant heat systems

Products Suitability

Suitable for installation of:

- 5/16" solid mosaic parquet
- 3/8" - 3/4" solid strip flooring
- 3/4" solid shorts
- 1/2" - 3/4" solid planks
- 5/16" engineered mosaic parquet
- 5/16" engineered wood flooring
- 3/8" - 3/4" engineered wood flooring
- laminate floors

On following Sub Floors

- concrete, stone, ceramic, terrazzo
- exterior-grade plywood
- old floors to be renovated
- particle or chip board (underlayment grade)
- OSB (underlayment grade)
- cured cement based leveling compounds
- radiant-heated sub floors

Product Description

STAUF SMP-940 is an advancement of PUM-950, based on a special polymer designed for professional wood flooring installation. It is designed to replace isocyanate-containing urethane adhesives. It is ozone and environmentally safe since there are no solvents or other hazardous materials contained.

SMP-940 spreads easily, has a non-slump formula to allow the ridges to bridge normal gaps between wood flooring and sub floor. It allows fast installation even with complicated patterns due to its strong green grab. There is no flash time required, so installation can start right away. Long open time allows for easy installations. Since there is no water or solvent present it will not cause dimensional changes to wood flooring.

SMP-940 offers superior flexibility and was designed to keep the wood in place yet allows for the natural movement over the lifetime of the wood flooring.

Installation Procedure

Sub Floor Examination:

Prior to proceeding, the sub floor must be checked according to NWFA and NOFMA installation guidelines. It must be solid and sound, flat, permanently dry, clean, free of chaps, indentations and antiadherents as well as resistant to pressure and tension. **MOISTURE CONTENT OF CONCRETE SUB FLOORS MUST BE MEASURED BEFORE INSTALLATION. MOISTURE CONTENT MUST BE BELOW 3#/24HRS./1,000 SQ.FT. USING THE CALCIUM CHLORIDE TEST.**

Sub Floor Preparation:

Depending on type and condition of sub floor, a **mechanical treatment** (e.g. mechanical brushing, grinding or sanding) is required. Intensity of such work needs to be determined at site. **Dust**, paint, residual adhesives or other surface pollution must be removed by suitable means. We recommend to clean the surface with an industrial **vacuum cleaner**. Cracks and **gaps** must be **filled** with concrete crack filler CCF-30 and floor brackets. *Please refer to our technical information on sub floor preparation.*

Suitable Primers:




Usually there is no primer necessary.

- ◆ True-Seal URP-260, Perma-Seal ERP-270

Installation:

Spread the Adhesive with the appropriate notched trowel. Avoid excessive adhesive thickness by passing the trowel evenly through the adhesive. Lay the wood floor into the adhesive, position correctly and press down firmly.



	Superior SMP-940
<p style="text-align: center;"><u>Coverage/Trowel size</u></p> <p>⁵/₁₆" mosaic parquet (solid or engineered) STAUF notched trowel No. 3:</p>  <p>space depth ⁵/₃₂", width ¹/₈", arc width ³/₁₆" approx. 70 sq. ft. / gallon</p> <p>solid strip flooring, solid shorts, solid planks STAUF notched trowel No. 4:</p>  <p>space depth ¹/₄", width ⁷/₃₂", arc width ⁹/₃₂" approx. 50 sq. ft. / gallon</p> <p>⁵/₁₆" – ³/₄" engineered wood flooring STAUF notched trowel No. 5:</p>  <p>space depth ³/₁₆", width ¹/₄", arc width ³/₈" approx. 60 sq. ft. / gallon</p> <p>Color: beige</p> <p>Open time: approx. 60 min. at 70 °F</p> <p>Room climate at work site Temperature: 50 – 100 °F Relative humidity: 30 – 80 %</p> <p>Cure time: 24 hours until light traffic 48 hours until regular traffic</p> <p>VOC content: none</p> <p>Flash point: none</p> <p>Weight: 13.88 lbs. per gallon</p> <p>Freeze/thaw stability: not effected by freezing</p> <p>Packaging: 4 gal. metal pail (36 per pallet) 1 gal. metal pail (120 per pallet)</p> <p>Storage: dry and preferably at 60 °F</p> <p>Shelf life: Approx. 12 months</p> <p>NFPA-ratings: Health = 0 Fire = 0 Reactivity = 0</p> <p>WHMIS-ratings: Health = 0 Fire = 0 Reactivity = 0</p>	<p style="text-align: center;"><u>After Installation</u></p> <p>Storage: Place plastic bag on top of unused adhesive. Remove air pockets between adhesive and plastic bag. Bend excess length of plastic bag over edge of container. Place lid on pail and seal tightly. Store pail in a cool and dry place.</p> <p>Setting Period: Do not place heavy objects on wood flooring for at least 48 hours after installation, depending on room temperature and thickness of adhesive. Note: The Adhesive hardens by reacting with water. The water may be present as air-, wood- or sub floor humidity. The hardening process is accelerated by higher ambient temperature and decelerated by increased adhesive thickness.</p> <p>Clean up: During installation of pre-finished flooring immediately wipe any wet adhesive from the surface with a cloth dampened with mineral spirits. Do not leave mineral spirits or wet adhesive on surface of pre-finished flooring as they will mar the finish. Clean tools and equipment with mineral spirits before adhesive cures.</p> <p style="text-align: center;"><u>Limitations</u></p> <p>Do not install solid wood below grade. Do not use on concrete with curing agents or sealers. Do not use on damp sub floors. Do not install wood floors with a moisture reading above 12%. Do not use as leveling material. This adhesive will not prevent moisture-related damages to wood flooring.</p> <p style="text-align: center;"><u>Usage and Accident Information</u></p> <p>General information: No special measures required.</p> <p>After inhalation: Supply fresh air; consult doctor in case of complaints.</p> <p>After skin contact: Immediately wash with water and soap and rinse thorou</p> <p>After eye contact: Rinse opened eye for several minutes under running water.</p> <p>After swallowing: If symptoms persist consult doctor.</p> <p>Hazard advice: none</p> <p>Safety advice: Observe the general safety regulations when handling chemicals.</p>

The foregoing representations are based on the results of our most current product and material testing within a controlled environment and are of a non-obligatory advisory nature only. As such, they do not constitute an express or implied warranty of any kind including the Warranty of Merchantability and/or Fitness for a Particular Purpose. Because we have no control over the actual quality of workmanship, materials used and worksite conditions, STAUF USA Adhesive LLC, will in no event be liable for any incidental and/or consequential damages. Therefore, we strongly recommend that prior on-site testing be conducted to refer to and study the suitability of the product for the intended purpose. With the release of this technical information sheet all its prior versions become invalid. (V01/2005)