



Power-Mastic PUM-950

Urethane based wood floor adhesive
Contains no water, no solvents

Special Features:

- ◆ no dimensional changes in wood flooring
- ◆ bridges normal sub floor variations
- ◆ superior bond strength



Product Benefits

General features:

- polyurethane quality for professionals
- contains no water, no solvents and no VOC
- nonflammable, ozone friendly
- high solids content

Installation features:

- no flash time required
- superior green grab, non-slump formula
- bridges normal sub floor variations
- no dimensional changes in wood flooring
- eliminates hollow spots
- long open time, low odor

Long term features:

- freeze/thaw stable, remains elastic
- superior bond strength
- resistant against aging
- suitable for radiant heat systems

Products Suitability

Suitable for installation of:

- 5/16" solid mosaic parquet
- 5/16" solid strip flooring
- 3/8" solid strip flooring
- 1/2" - 3/4" solid strip flooring
- 3/4" solid shorts
- 1/2" - 3/4" solid planks
- 5/16" engineered mosaic parquet
- 5/16" engineered wood flooring
- 3/8" - 3/4" engineered wood flooring
- laminate floors

On following Sub Floors

- concrete, stone, ceramic, terrazzo
- exterior-grade plywood
- old floors to be renovated
- particle or chip board (underlayment grade)
- OSB (underlayment grade)
- cured cement based leveling compounds
- radiant-heated sub floors

Product Description

STAUF PUM-950 is a pure urethane based, high-strength adhesive for professional wood flooring installation. It does not contain any solvents or other hazardous materials. It is therefore ozone and environmentally safe.

PUM-950 spreads easily, has a non-slump formula to allow the ridges to bridge normal gaps between wood flooring and sub floor. It allows fast installation even with complicated patterns due to its strong green grab. There is no flash time required, so installation can start right away. Long open time allows for easy installations. Since there is no water or solvent present it will not cause dimensional changes to wood flooring.

PUM-950 was designed to keep the wood in place yet allows for the natural movement over the lifetime of the wood flooring.

Installation Procedure

Sub Floor Examination:

Prior to proceeding, the sub floor must be checked according to NWFA and NOFMA installation guidelines. It must be solid and sound, flat, permanently dry, clean, free of chaps, indentations and antiadherents as well as resistant to pressure and tension. MOISTURE CONTENT OF CONCRETE SUB FLOORS MUST BE MEASURED BEFORE INSTALLATION. MOISTURE CONTENT MUST BE BELOW 3#/24HRS./1,000 SQ.FT. USING THE CALCIUM CHLORIDE TEST.

Sub Floor Preparation:

Depending on type and condition of sub floor, a **mechanical treatment** (e.g. mechanical brushing, grinding or sanding) is required. Intensity of such work needs to be determined at site. **Dust**, paint, residual adhesives or other surface pollution must be removed by suitable means. We recommend to clean the surface with an industrial **vacuum cleaner**. Cracks and **gaps** must be **filled** with concrete crack filler CCF-30 and floor brackets. *Please refer to our technical information on sub floor preparation.*




Suitable Primers:

- ◆ Power-Prime URP-250 (A primer is usually not necessary.)
 - ◆ True-Seal URP-260, Perma-Seal ERP-270
- Please refer to our technical data sheets on primers!*

Installation:

Spread the Adhesive with the appropriate notched trowel. Avoid excessive adhesive thickness by passing the trowel evenly through the adhesive. Lay the wood floor into the adhesive, position correctly and press down firmly.



				Power-Mastic PUM-950															
<u>Coverage/Trowel size</u>				<u>After Installation</u>															
<p>⁵/₁₆" mosaic parquet (solid or engineered) STAUF notched trowel No. 3:</p>  <p>space depth ⁵/₃₂" , width ¹/₈" , arc width ³/₁₆" approx. 70 sq. ft. / gallon</p> <p>solid strip flooring, solid shorts, solid planks STAUF notched trowel No. 4:</p>  <p>space depth ¹/₄" , width ⁷/₃₂" , arc width ⁹/₃₂" approx. 50 sq. ft. / gallon</p> <p>⁵/₁₆" – ³/₄" engineered wood flooring STAUF notched trowel No. 5:</p>  <p>space depth ³/₁₆" , width ¹/₄" , arc width ³/₈" approx. 60 sq. ft. / gallon</p>				<p>Storage: Place a plastic bag on top of unused adhesive. Remove air pockets between adhesive and plastic bag. Bend excess length of plastic bag over edge of container. Place lid on pail and seal tightly. Store pail in a cool and dry place.</p> <p>Setting Period: Do not place heavy objects on wood flooring for at least 48 hours after installation, depending on room temperature and thickness of adhesive. Note: The adhesive hardens by reacting with water. The water may be present as air-, wood- or sub floor humidity. The hardening process is accelerated by higher ambient temperature and decelerated by increased adhesive thickness. Slight foaming of the adhesive reduces the risk of hollow spots on uneven sub floors.</p> <p>Clean up: During installation of pre-finished flooring immediately wipe any wet adhesive from the surface with a cloth dampened with mineral spirits. Do not leave mineral spirits or wet adhesive on surface of pre-finished flooring as they will mar the finish. Clean tools and equipment with mineral spirits before adhesive cures.</p>															
				<u>Limitations</u>															
<table border="1"> <thead> <tr> <th>Open time:</th> <th>+70 °F</th> <th>+ 80 °F</th> <th>+90 °F</th> </tr> </thead> <tbody> <tr> <td>50 % humidity</td> <td>2 hours</td> <td>1½ hours</td> <td>1 hour</td> </tr> <tr> <td>80 % humidity</td> <td>1½ hours</td> <td>1 hour</td> <td>½ hour</td> </tr> </tbody> </table>				Open time:	+70 °F	+ 80 °F	+90 °F	50 % humidity	2 hours	1½ hours	1 hour	80 % humidity	1½ hours	1 hour	½ hour	<p>Do not install solid wood below grade. Do not use on concrete with curing agents or sealers. Do not use on damp sub floors. Do not install wood floors with a moisture reading above 12%. Do not use as leveling material. This adhesive will not prevent moisture-related damages to wood flooring.</p>			
Open time:	+70 °F	+ 80 °F	+90 °F																
50 % humidity	2 hours	1½ hours	1 hour																
80 % humidity	1½ hours	1 hour	½ hour																
<p>Color: beige</p> <p>Room climate at work site Temperature: 50 – 100 °F Relative humidity: 30 – 80 %</p> <p>Cure time: 24 hours until light traffic 48 hours until regular traffic</p> <p>VOC content: none</p> <p>Flash point: 232 °F</p> <p>Weight: 11.69 lbs. per gallon</p> <p>Freeze/thaw stability: not effected by freezing</p> <p>Packaging: 4 gal. metal pail (36 per pallet) 1 gal. metal pail (120 per pallet)</p> <p>Storage: dry and preferably at 60 °F</p> <p>Shelf life: Approx. 12 months</p> <p>NFPA-ratings: Health = 0 Fire = 0 Reactivity = 0</p> <p>WHMIS-ratings: Health = 0 Fire = 0 Reactivity = 0</p>				<u>Usage and Accident Information</u>															
				<p>General information: Keep away from foodstuff, beverages and feed. Immediately remove all soiled and contaminated clothing. Wash hands before breaks and after work. Avoid contact with the eyes and skin. Symptoms of poisoning may occur after several hours; therefore medical observation for at least 48 hours after the accident is advised.</p> <p>After inhalation: Supply fresh air and be sure to call for a doctor. In case of unconsciousness place patient securely on his side for transportation.</p> <p>After skin contact: Immediately wash with water and soap and rinse thoroughly.</p> <p>After eye contact: Rinse opened eye for several minutes under running water. If symptoms persist, consult a doctor.</p> <p>After swallowing: Do not induce vomiting; immediately call for medical help.</p> <p>Hazard advice: Harmful by inhalation. Irritating to eyes, respiratory system and skin. May cause sensitization by inhalation and skin contact. Contains isocyanates.</p> <p>Safety advice: Do not breathe gas/fumes/vapor/spray. Avoid contact with skin. Wear suitable gloves. In case of accident or if you feel unwell, seek medical advice immediately.</p>															

The foregoing representations are based on the results of our most current product and material testing within a controlled environment and are of a non-obligatory advisory nature only. As such, they do not constitute an express or implied warranty of any kind including the Warranty of Merchantability and/or Fitness for a Particular Purpose. Because we have no control over the actual quality of workmanship, materials used and worksite conditions, STAUF USA Adhesive LLC, will in no event be liable for any incidental and/or consequential damages. Therefore, we strongly recommend that prior on-site testing be conducted to refer to and study the suitability of the product for the intended purpose. With the release of this technical information sheet all its prior versions become invalid. (V01/2005)